

READING CHALLENGE

Color one footprint for every 20 minutes of reading, or list all the books you read this summer!
Books, ebooks, audiobooks, and graphic novels all count! When you are done, color in your completed "600 minutes" badge on Page 2!

START HERE!



TITLE/AUTHOR:

MINUTES READ:

Summer Austin Public Library



babies & toddlers Ages 0 - 5

This summer, we challenge you to read,
learn, and earn free prizes!

You can also log your reading and activities
online using the Beanstack app or website.
Scan this code to learn more!




library.austintexas.gov/summer

Welcome to Summer at Austin Public Library 2024!

We challenge you to read or be read to at least 20 minutes a day from June 1- August 10 and complete three (3) activity badges!

When you have completed 600 minutes (10 hours) of reading and three (3) learning activity badges, return this page to any Austin Public Library location to receive a **prize!** Prizes are available June 10 - August 10 while supplies last!

My Completed Badges:



Name:

Age: Grade:
(if applicable)

School:
(if applicable)

Zipcode:



DISCOVER ACTIVITY BADGE


Complete one (1) of the activities below, then color the badge on page 2 when you are done!

- Tell us the title and author of a book you discovered at Austin Public Library!
.....
- Discover APL "Staff Recommends" Book Lists or ask a librarian for suggestions!
library.austintexas.gov/youth

- Discover a storytime library event!



Visit library.austintexas.gov/events, pick up a calendar at your local library, or scan this code!




LEARN ACTIVITY BADGE

Complete one (1) of the activities below, then color the badge on page 2 when you are done!

- Tell us something you learned this summer!
.....
- Learn something new at a nature center, park, or on a hike!
www.austintexas.org/things-to-do/outdoors

- Learn about events and receive free, expert parenting tips from Bright by Text.
brightbytext.org



CREATE ACTIVITY BADGE

Complete one (1) of the activities below, then color the badge on page 2 when you are done!

- Tell us something you created this summer!
.....

- Create an outdoor scavenger hunt!

For babies: go for a walk and talk about what you see. Point out grass, birds, flowers, leaves, clouds, and practice counting them!

For toddlers & Pre-K: Make a list of things you see outside (trees, cars, flowers, birds, buses, etc.). Check off these items as you see them!

- Create a nature bracelet!
Watch step-by-step instructions on APL+ vimeo.com/422781838 or below!

Step 1: Wrap any kind of tape, sticky side out, around your child's wrist to create a bracelet. Duct tape, packing tape, or masking tape are good options!

Step 2: Encourage your child to decorate their bracelet with different items found on a walk. Grass, flowers, leaves are all great choices!

Step 3: Ask your child to describe each item they find: how does it look? smell? feel?

Step 4: Share your creation! Be sure to tag @austinpblibrary on social media!

